

# Religious Emblems Programs

---

Earning your Religious Emblem is very special. When a Cub Scout wears his Religious Emblem on his uniform, it tells who he is and what he believes. It shows his duty to GOD. We would be very proud if our Cub Scouts earned their Religious Emblems. This voluntary program is not part of the Cub Scout curriculum, but rather an enhancement opportunity for your child.

Therefore, these programs are developed by faith organizations, not the Boys Scouts of America (BSA). The BSA supports the faith organizations and their attempt for youth to grow in their faith, by allowing the Religious Emblem to be worn on the Scout uniform. Each faith creates, maintains, and administers their own program. A scout should complete the program for his faith. For specific information on the program relating to your faith, contact your church, synagogue, temple, etc. Please note that the Protestant denominations (including: AME, Baptist, Christian, Church of GOD, Episcopal, Independent Christian, Lutheran, Nazarene, Presbyterian, Reformed, UCC, Methodist, and others) use the GOD & Country program. The GOD & Country program standardizes the program these faiths follow. More information about the GOD and Country program is enclosed.

When a scout earns his Religious Emblem, he may wear the emblem on his uniform. In addition, he earns the right to wear the universal religious square knot. This knot will always be worn on your uniform (it carries up to your Boy Scout uniform, even to your adult uniform). The Religious Emblem is earned from your faith organization, based on the program it institutes, creates, develops and administers. Your Religious Emblem should be presented by clergy, usually in a worship service in the recipient's congregation. Whereas, the religious square knot is given by the BSA for successful completion of your Religious Emblem program and is presented by your scout leader to recognize the scout's accomplishment in a special ceremony at a Pack Meeting.

Most Religious Emblems programs have more than one level. After earning your Religious Emblem and receiving the religious square knot, as a Cub Scout, it does not mean that you are through. Check to see if your religious program offers an emblem for Webelos Scouts, Boy Scouts, etc. When you earn more than one Religious Emblem, you may pin a special device in your square knot to show that you have earned your Religious Emblem at different levels.

Once again, this is an enhancement program that is strictly voluntary. Parents and religious leaders help scouts earn their Religious Emblem, not a scout leader. We are of different faiths and belong to different congregations. Each scout should earn the emblem for his faith.

## Four Steps to Getting Started

1. Each youth member must obtain the specific booklet for their religion. This booklet contains information about the lessons and service projects that they will need to complete. Each member needs to have his own booklet to document progress. Some religions also provide adult manuals for counselors and mentors. Check with Three Fires Council or your religious organization to obtain your booklet.

2. Parents must review the specific guidelines for their scout's particular program and decide if they would like to continue earning their Religious Emblem. Be sure to check for specific eligibility requirements (i.e. age/grade requirements; some programs require that the youth be an official "member" of the local religious institution, others may not; and each program determines who may serve as counselor (some require clergy, others allow parents or other family members).
3. Families should discuss the contents of their booklet with their religious leader. Most of the Religious Emblems programs require that they be completed under the auspices of that religious organization, and many require the signature of the local religious leader. Again, check the specific eligibility requirements for your religious program.
4. The scout should complete the requirements, obtain the proper signatures, and follow the instructions to order the emblem/award. (These emblems are not available through the BSA.)

## **GOD and Country Program**

The Programs of Religious Activities with Youth (PRAY) National Board is a not-for-profit, Christian organization, whose directors includes representatives from Protestant and Independent Christian Churches, Boy Scouts of America, Girl Scouts of the U.S.A., and Camp Fire Boys and Girls, that oversees the GOD and Country Program. The GOD and Country Program is a standardized program that the Protestant denominations (including: AME, Baptist, Christian, Church of GOD, Episcopal, Independent Christian, Lutheran, Nazarene, Presbyterian, Reformed, UCC, Methodist, and others) use for their Religious Emblems program.

PRAY's mission is to encourage the spiritual growth of young people. PRAY's mission statement is to: "actively promote relationships between churches and youth-serving agencies in order to encourage the Christian spiritual growth of children, youth and families." Everything that the PRAY National Board does is centered on the two parts of this mission statement: collaborations between churches and agencies, and the GOD and Country program.

Young people who participate in the GOD and Country program grow stronger in faith and in service to GOD. The GOD and Country curriculum is both Bible based and action based: children read scripture lessons and then design projects to put into action what they have learned. GOD and Country is an interdenominational resource. All denominations use the standard curriculum. The curriculum allows each church to introduce the unique characteristics of their denomination.

### **GOD and Me (Grades 1-3)**

#### Section 1 The Story of My Life

Children are made to feel special as they tell the story of their own life. Special attention is given to those who have supported them, loved them, and helped them grow.

#### Section 2 GOD: The Story of Jesus' Life

Jesus comes alive as a very real person as children learn where Jesus was born, where he lived, where he went to school, etc. Children will hear the Good News as they learn of Jesus' death and resurrection.

#### Section 3 GOD and Me: The Story of Jesus and Me Together

Children will be helped to understand how GOD is present in their lives. Children learn that GOD is forgiving when they make mistakes, and that GOD is with them even when they are alone.

The new GOD and Me curriculum is designed to help children become best friends with Jesus and tell their story of "GOD and Me" together. Children will make a game in each lesson and keep their games in a GAMEBOX (GOD And Me Exploring BOX). These games will reinforce the Bible lessons and provide opportunities for families to explore GOD's love together.

There are four lessons:

##### 1. GOD Created Me

Children will study the creation story and learn that GOD was pleased with all creation. They will acknowledge GOD as Creator and give praise to GOD.

##### 2. Jesus is GOD's Gift to Me

Children will learn of GOD's love through Jesus. As they tell parallel stories of their own birth and the birth of Jesus, they will proclaim that Jesus was born to be their Savior.

##### 3. I Can Talk with GOD

Children will learn how important prayer was to Jesus and that GOD wants them to pray. They will learn four parts of prayer to help them share their thoughts with GOD. Children will be required to memorize the Lord's Prayer.

##### 4. Because GOD Cares for Me, I Can Care for Others

As children learn to lean on GOD as their Good Shepherd, they will be challenged to reach out and be "good shepherds" to those around them.

### **Materials Available:**

#33604 GOD and Me Student Workbook - required booklet for each child

#33603 GOD and Me Counselor Manual - resource guide for the pastor/counselor

#33606 GOD and Me Adult Mentor - optional program for parents if they want to participate in the program alongside their children

#001MC GOD and Me Counselor Patch

#001M8 GOD and Me Counselor Pin

## **GOD and Me Awards**

The following awards may be ordered after all the requirements have been completed. The Award Application Form may be found in the back of the GOD and Me Student Workbook. A pastor's signature is required.

Charm 001M1                      ¾" in size; Gold plated; For a charm bracelet or necklace; Great gift idea for mom!


Lapel Pin 001M2                      9/16" in size; Straight pin (like a tie tack); A popular item: Wear it in your cap, Wear it on non-uniform clothing, Use it as a mother's pin


Medallion 001M3                      The bar identifies the award as being part of the Protestant GOD and Country Series. The crusader shield and cross identifies the specific program earned. This is the official medallion for the BSA uniform, which is worn above the left shirt pocket.


Embroidered Patch 001MN                      3" embroidered emblem; Sew it on a BSA brag vest; Wear it as a temporary patch on the front of the BSA uniform or add it to your collection!

Certificate 001M9                      5x7 parchment, 2 color; Certificates come blank – you add the recipient's name and secure appropriate signatures; Looks great in a frame!

## **Additional GOD and Country Programs**

 GOD and Family (Grades 4 and 5)

 GOD and Church (Grades 6 through 8)

 GOD and Life (Grades 9 through 12)

## **Adult Mentor Program**

Parents have the option of enrolling in the GOD and Me Adult Mentor Program. In this program, the parent is an active learning participant alongside the child. The parent would have lessons and projects to complete in the Mentor Workbook just like the child, and then both parent and child would work on the student curriculum together. The mentor program

is designed to provide the adult with additional opportunities to model his or her Christian faith and to help a young child talk about his or her belief in GOD. A certificate and pin are available upon completion of the course.